









East of Scotland Water

## RESULTS

**STANDARD AND SPRINT DISTANCE  
21<sup>ST</sup> AUGUST 1999**

 00:00:00	 00:22:34	 02:04:19
 00:09:48	 01:27:52	<b>GULLANE BEACH TRIATHLON</b>
 00:20:33	<b>SCOTTISH CHAMPIONSHIPS</b>	<b>99</b>



**East Lothian  
Council**

## Standard

Forenames	Surname	Race			STA Number	Overall Event			Swim			Bike			Run				
		Number	Sex	Cat.		Time	All	Sex	Cate:Time	All	Sex	Cate:Time	All	Sex	Cate:Time	All	Sex	Cat	
Jack	Maitland	4	M	Snr	MS00879G	01:51:05	1	1	00:20:22	2	1	00:01:43	00:55:365	5	4	00:00:20	00:33:03	2	2
Stephen	Clark	1	M	Snr	MS01469E	01:51:16	2	2	00:20:43	3	2	00:01:51	00:54:573	3	2	00:00:31	00:33:04	3	3
Stephen	Smith	6	M	Snr	MS00659D	01:52:50	3	3	00:21:16	6	5	00:01:47	00:55:596	6	5	00:00:20	00:33:26	5	5
Duncan	Mckerracher	102	M	Jnr 2	08332	01:53:19	4	4	00:20:11	1	1	00:01:36	00:56:389	9	1	00:00:21	00:34:29	7	1
David	Holmes	3	M	Snr	N/A	01:54:03	5	5	00:21:311	11	10	00:01:50	00:55:084	4	3	00:00:21	00:35:112	10	9
Kevin	Clark	2	M	Snr	MS01679D	01:54:48	6	6	00:21:05	5	4	00:01:47	00:56:378	8	7	00:00:23	00:35:011	9	8
Adrian	Pottinger	8	M	Snr	MS00239E	01:55:05	7	7	00:30:068	54	36	00:05:00	00:50:002	2	1	00:01:00	00:29:02	1	1
Alun	Woodward	101	M	Snr	00007	01:55:47	8	8	00:20:54	4	3	00:01:37	00:58:5623	22	17	00:00:31	00:33:47	6	6
Steph	Forrester	151	F	Snr	FS00099F	01:56:12	9 =	1	00:24:328	4	3	00:02:03	01:02:4142	4	4	00:00:32	00:26:21	1	1
John	Lunn	57	M	Snr	N/A	01:56:12	9 =	9	00:21:210	10	9	00:01:53	00:59:1627	26	20	00:00:24	00:33:15	4	4
Eugene	Galbraith	56	M	Snr	N/A	01:56:19	11	10	00:21:29	9	8	00:01:49	00:56:127	7	6	00:00:23	00:36:217 =	15 =	13 =
Frank	Mcshane	112	M	Vet	MV00459H	01:59:41	12	11	00:24:026	23	4	00:01:37	00:57:4112	12	2	00:00:23	00:35:515	13	1
Rick	Collard	10	M	Snr	00873	02:00:00	13	12	00:21:17	7	6	00:02:10	00:57:5013	13	10	00:00:37	00:38:030	28	22
Derek	Simpson	16	M	Snr	MS01009F	02:00:25	14	13	00:23:418	18	14	00:01:41	00:58:0815	15	12	00:00:24	00:36:217 =	15 =	13 =
Tim	Ashelford	9	M	Snr	03050	02:00:41	15	14	00:24:027	24	18	00:02:15	00:59:1025	24	19	00:00:36	00:34:310	8	7
Fraser	Cartmell	103	M	Jnr 2	MJ20019C	02:01:02	16	15	00:21:413	13	2	00:01:55	00:59:1226	25	2	00:00:25	00:37:528	26	2
W Gordon	Mcperson	111	M	Vet	N/A	02:01:53	17	16	00:23:419 =	19 =	3	00:01:47	00:58:4021	21	4	00:00:35	00:37:024	22	3
Mark	Turton	18	M	Snr	N/A	02:01:54	18	17	00:22:114	14	12	00:02:42	00:58:3920	20	16	00:00:39	00:37:326	24	20
Alexander	Wishart	32	M	Snr	N/A	02:02:09	19	18	00:26:035 =	29	22	00:02:04	00:57:0611	11	9	00:00:22	00:36:321	19	17
Stuart	Bizzari	13	M	Snr	N/A	02:02:13	20	19	00:23:419 =	19 =	15	00:02:02	00:56:5410	10	8	00:00:30	00:39:034	31	24
Fiona	Lothian	157	F	Snr	FS00289F	02:02:30	21	2	00:25:331	5	4	00:01:49	01:00:2633	2	2	00:00:35	00:34:08	2	2
Aiden	Ocallaghan	128	M	Vet	N/A	02:02:32	22	20	00:25:029	25	5	00:01:58	00:58:1717	17	3	00:00:33	00:36:322	20	2
Ben	Mitchell	24	M	Snr	MS00699E	02:02:34	23	21	00:26:241	32	25	00:01:57	00:58:2018	18	14	00:00:38	00:35:113	11	10
William	Mcpmail	20	M	Snr	MS00649G	02:03:02	24	22	00:25:532	27	20	00:01:58	00:58:2119	19	15	00:00:38	00:36:116	14	12
Suzie	Craig	153	F	Snr	FS00299E	02:03:04	25	3	00:23:421	1	1	00:01:51	00:58:4522	1	1	00:00:26	00:38:131	3	3
Mark	Higgins	104	M	Snr	N/A	02:04:07	26	23	00:21:312	12	11	00:01:58	00:57:5214	14	11	00:00:30	00:42:154	46	31
Brad	Gilbert	113	M	Vet	MV00399H	02:04:12	27	24	00:23:217	17	2	00:01:58	00:59:5130	29	5	00:00:37	00:38:232	29	5
Gavin	Welsh	40	M	Snr	MS00569F	02:05:22	28	25	00:26:447	38	29	00:02:34	00:58:5824	23	18	00:00:31	00:36:319 =	17 =	15 =
Andrew	Abakhan	12	M	Snr	MS01579F	02:06:09	29	26	00:26:034	28	21	00:02:31	00:59:5231	30	22	00:00:48	00:36:523	21	18
David	Ogg	11	M	Snr	MS01379E	02:07:14	30	27	00:23:522	21	16	00:02:39	01:02:0039	36	25	00:00:51	00:37:529	27	21
John	Willis	27	M	Snr	N/A	02:07:55	31	28	00:26:243 =	34 =	27	00:02:17	00:59:4128	27	21	00:00:42	00:38:433	30	23
Bella	Comerford	154	F	Snr	FS00209D	02:08:42	32	4	00:23:523	2	2	00:01:42	01:01:2338	3	3	00:00:25	00:41:249 =	7	5
Malcolm	Graham	14	M	Snr	MS00499E	02:08:44	33	29	00:26:037	30	23	00:02:58	01:03:0544	40	28	00:00:44	00:35:514	12	11
Peter	Jamieson	121	M	Vet	02867	02:09:38	34	30	00:26:549	39	8	00:02:00	01:00:2432	31	6	00:01:00	00:39:135	32	6
Joyce	Mark	171	F	Vet	FV00049H	02:09:41	35	5	00:23:525	3	1	00:02:10	01:03:4446	5	1	00:00:34	00:39:136	4	1
Alan	Brown	21	M	Snr	MS00489G	02:10:54	36	31	00:28:561	49	35	00:02:05	00:58:1616	16	13	00:00:24	00:41:148	42	30
Jim	Carruthers	22	M	Snr	02908	02:11:21	37	32	00:25:230	26	19	00:02:22	01:00:3834	32	23	00:00:39	00:42:156	47	32
Iain	Arnott	28	M	Snr	MS00839G	02:12:12	38	33	00:30:370	56	37	00:02:19	01:01:1637	35	24	00:00:37	00:37:225	23	19
David	Bell	117	M	Vet	05095	02:12:15	39	34	00:26:243 =	34 =	6	00:02:54	01:01:1436	34	8	00:01:12	00:40:243	38	8
Jason	Mitchell-div	41	M	Snr	N/A	02:12:58	40	35	00:27:352	42	31	00:02:35	01:02:4543	39	27	00:00:28	00:39:337	33	25
Philip	Morrison	131	M	Sup Vet	N/A	02:12:59	41	36	00:28:053	43	1	00:03:20	00:59:4929	28	1	00:00:42	00:41:047	41	2

## Standard

Forenames	Surname	Race			STA Number	Overall Event			Swim			Bike			Run					
		Number	Sex	Cat.		Time	All	Sex	Cat.	Time	All	Sex	Cat.	Time	All	Sex	Cat.			
Peter	Flynn	114	M	Vet	MV00439H	02:13:31	42	37	7	00:28:257	47	10	00:02:10	01:04:1852	44	10	00:00:48	00:37:427	25	4
Charles	Martin	119	M	Vet	MV00129H	02:13:44	43	38	8	00:28:562	50	11	00:02:54	01:01:1335	33	7	00:00:48	00:39:540	35	7
Penny	Rother	173	F	Vet	FV00039H	02:13:46	44	6	2	00:26:138	= 8 =	2	00:02:14	01:03:5449	7	2	00:00:38	00:40:446	6	2
Peter	Hunt	130	M	Sup	MSV0149J	02:15:07	45	39	2	00:28:255	45	2	00:03:17	01:02:0340	37	2	00:00:57	00:40:244	39	1
Maggie	Creber	160	F	Snr	FS00169G	02:16:37	46	7	5	00:28:460	12	9	00:02:57	01:04:2153	9	6	00:00:51	00:39:439	5	4
Jim	Scanlon	30	M	Snr	MS00689F	02:17:08	47	40	28	00:28:358	48	34	00:04:01	01:07:2867	55	37	00:00:33	00:36:319	= 17 =	15 =
Trudi	Brown	162	F	Snr	N/A	02:17:17	48	8	6	00:25:533	6	5	00:02:19	01:06:5365	12	9	00:00:31	00:41:351	8	6
Claire	Scott	163	F	Snr	N/A	02:17:40	49	9	7	00:26:035	= 7	6	00:02:08	01:04:2355	10	7	00:00:39	00:44:262	11	9
Andy	Obierne	37	M	Snr	MS00429F	02:17:42	50	41	29	00:28:154	44	32	00:02:51	01:06:0663	52	35	00:00:42	00:39:438	34	26
Nick	Smith	25	M	Snr	MS00919E	02:17:48	51	42	30	00:26:242	33	26	00:02:33	01:03:4547	42	30	00:00:38	00:44:261	51	34
Corina	Cramer	159	F	Snr	FS00039G	02:19:16	52	10	8	00:29:064	13	10	00:03:15	01:03:4948	6	5	00:00:51	00:42:155	9	7
Sheila	Coventry	156	F	Snr	05931	02:19:33	53	11	9	00:26:548	10	8	00:02:37	01:04:3056	11	8	00:00:44	00:44:466	13	10
Ross	Grieve	36	M	Snr	N/A	02:19:46	54	43	31	00:31:375	61	41	00:02:20	01:05:1559	48	33	00:00:42	00:39:541	36	27
Alec	Horn	134	M	Sup.	Vet02539	02:19:49	55	44	3	00:29:065	52	3	00:03:10	01:05:2260	49	4	00:00:50	00:41:249	= 43	3
Stephen	Moffatt	5	M	Snr	MS00559F	02:20:02	56	45	32	00:23:524	22	17	00:02:51	01:07:2266	54	36	00:01:03	00:44:568	55	37
Alan	Cardwell	43	M	Snr	MS01539F	02:20:47	57	46	33	00:31:376	62	42	00:03:09	01:04:4057	46	32	00:00:47	00:40:345	40	29
Mary-rose	Cross	172	F	Vet	FV00029H	02:22:56	58	12	3	00:28:459	11	3	00:02:15	01:04:0750	8	3	00:00:46	00:47:076	14	4
Marek	Klimczyk	54	M	Snr	N/A	02:22:59	59	47	34	00:34:484	68	46	00:02:53	01:02:1341	38	26	00:00:33	00:42:357	= 48 =	33
Charles	Roberts	122	M	Vet	MV00549I	02:23:35	60	48	9	00:27:250	40	9	00:03:10	01:06:4364	53	12	00:01:45	00:44:263	52	13
Joel	Sylvester	39	M	Snr	N/A	02:24:08	61	49	35	00:31:073	59	39	00:04:04	01:03:2845	41	29	00:00:48	00:44:365	53	35
Peter	Mcewan	46	M	Snr	N/A	02:24:11	62	50	36	00:28:256	46	33	00:03:27	01:06:0662	51	34	00:01:08	00:45:069	56	38
Chris	Smylie	115	M	Vet	N/A	02:25:02	63	51	10	00:23:116	16	1	00:03:45	01:09:2269	56	13	00:01:16	00:47:278	63	15
Donald	Mccaffer	132	M	Sup.	VetMSV0199J	02:25:20	64	52	4	00:30:269	55	4	00:03:41	01:05:1358	47	3	00:00:34	00:45:270	57	4
Laura	Stark	142	F	Snr	N/A	02:25:48	65	13	10	00:26:138	= 8 =	7	00:02:18	01:09:0868	13	10	00:00:50	00:47:177	15	11
Ewen	Taylor	116	M	Vet	MV00529I	02:25:56	66	53	11	00:29:063	51	12	00:02:51	01:11:3977	63	15	00:00:47	00:41:353	45	10
Robert	Steven	38	M	Snr	MS00359G	02:27:22	67	54	37	00:32:578	64	44	00:02:32	01:11:0075	61	40	00:00:44	00:40:142	37	28
Stuart	King	49	M	Vet	N/A	02:27:28	68	55	12	00:26:446	37	7	00:03:59	01:04:1751	43	9	00:01:20	00:51:083	68	16
Robert	Trahan	120	M	Vet	MV00099H	02:27:48	69	56	13	00:30:572	58	14	00:03:06	01:05:5761	50	11	00:01:12	00:46:375	62	14
Susan	McKay	174	F	Vet	FV00059I	02:28:35	70	14	4	00:29:367	14	4	00:04:04	01:09:5471	14	4	00:00:31	00:44:364	12	3
Ross	Paterson	51	M	Snr	N/A	02:28:50	71	57	38	00:35:286	70	48	00:03:32	01:04:2254	45	31	00:00:49	00:44:467	54	36
Andrew	Bothwell	29	M	Snr	MS00709G	02:29:24	72	58	39	00:26:138	= 31	24	00:05:08	01:10:2774	60	39	00:01:13	00:46:274	61	42
George	Burns	118	M	Vet	N/A	02:30:47	73	59	14	00:29:266	53	13	00:02:46	01:14:3280	66	17	00:00:57	00:43:059	50	12
Stephen	Scott	52	M	Snr	N/A	02:31:01	74	60	40	00:30:471	57	38	00:03:14	01:09:5972	58	38	00:01:05	00:45:572	59	40
Andrew	Brimelow	127	M	Vet	MV00319H	02:31:31	75	61	15	00:34:283	67	16	00:04:33	01:09:3970	57	14	00:01:20	00:41:352	44	9
Roger	Emch	23	M	Snr	N/A	02:35:28	76	62	41	00:26:345	36	28	00:05:44	01:13:2578	64	42	00:01:39	00:48:079	64	43
Chris	Morgan	125	M	Vet	09274	02:35:40	77	63	16	00:33:581	65	15	00:03:37	01:14:2579	65	16	00:01:13	00:42:357	= 48 =	11
Alison	Powell	161	F	Snr	N/A	02:38:03	78	15	11	00:33:580	16	11	00:03:51	01:16:0384	16	11	00:00:30	00:43:460	10	8
Andrew	Kirton	50	M	Snr	N/A	02:39:55	79	64	42	00:34:082	66	45	00:04:40	01:11:1076	62	41	00:01:04	00:48:580	65	44
Steve	Young	47	M	Snr	MS01089G	02:41:10	80	65	43	00:35:185	69	47	00:03:26	01:16:0083	68	43	00:00:46	00:45:471	58	39
Clive	Waghorn	136	M	Sup.	VetMSV0259J	02:44:21	81	66	5	00:36:289	72	5	00:02:39	01:10:1073	59	5	00:01:10	00:53:587	70	5
Arnott	Kidd	137	M	Vintage	MVG0029M	02:45:57	82	67	1	00:36:188	71	1	00:03:22	01:15:4382	67	1	00:00:53	00:49:481	66	1
Karen	Harley	176	F	Vet	FV00119H	02:48:12	83	16	5	00:36:087	17	6	00:03:41	01:14:4881	15	5	00:00:42	00:52:586	17	6

Standard

Forenames	Surname	Race			STA Number	Overall Event			Swim			Bike			Run							
		Number	Sex	Cat.		Time	All	Sex	Cate	Time	All	Sex	Cate	Transitio	Time	All	Sex	Cat				
Janice	Borland	175	F	Vet	N/A	02:48:36	84	17	6	00:33:17	15	5	00:04:00	01:18:36	88	17	6	00:01:06	00:51:38	84	16	5
Mariano	Rossi	33	M	Snr	MS00179G	02:51:30	85	68	44	00:31:57	77	63	00:04:30	01:17:48	85	69	44	00:01:56	00:55:28	88	71	46
Stuart	Malcolm	44	M	Snr	N/A	02:53:17	86	69	45	00:39:39	0	73	00:08:05	01:18:33	87	71	45	00:00:58	00:46:17	3	60	41
Richard	Smith	53	M	Snr	N/A	02:56:13	87	70	46	00:40:49	1	74	00:04:20	01:19:24	89	72	46	00:00:51	00:50:58	82	67	45
Alan	Palmer	126	M	Vet	N/A	03:06:38	88	71	17	00:46:39	2	75	00:07:26	01:18:20	86	70	18	00:01:52	00:52:38	85	69	17
Edith	Kearney	141	F	Snr	N/A	23:59:59	DNF	DNF	DNF	23:59:59	DNF	DNF	23:59:59	23:59:59	DNF	DNF	DNF	23:59:59	23:59:59	DNF	DNF	DNF
Lousie	Burt	158	F	Snr	FS00059G	23:59:59	DNF	DNF	DNF	23:59:59	DNF	DNF	23:59:59	23:59:59	DNF	DNF	DNF	23:59:59	23:59:59	DNF	DNF	DNF
Michael	Coulter	124	M	Vet	MV00559I	23:59:59	DNF	DNF	DNF	23:59:59	DNF	DNF	23:59:59	23:59:59	DNF	DNF	DNF	23:59:59	23:59:59	DNF	DNF	DNF
Caroline	Wallace	152	F	Snr	FS00409D	23:59:59	DNF	DNF	DNF	23:59:59	DNF	DNF	23:59:59	23:59:59	DNF	DNF	DNF	23:59:59	23:59:59	DNF	DNF	DNF
Catriona	Kidd	155	F	Snr	N/A	23:59:59	DNF	DNF	DNF	23:59:59	DNF	DNF	23:59:59	23:59:59	DNF	DNF	DNF	23:59:59	23:59:59	DNF	DNF	DNF
Lindsay	Young	123	M	Vet	MV00599H	23:59:59	DNF	DNF	DNF	00:53:39	3	76	00:03:02	00:37:12	1	1	1	00:00:52	23:59:59	DNF	DNF	DNF
Gordon	Faulkner	34	M	Snr	N/A	23:59:59	DNF	DNF	DNF	23:59:59	DNF	DNF	23:59:59	23:59:59	DNF	DNF	DNF	23:59:59	23:59:59	DNF	DNF	DNF
Ross	Hope	15	M	Snr	N/A	23:59:59	DNF	DNF	DNF	23:59:59	DNF	DNF	23:59:59	23:59:59	DNF	DNF	DNF	23:59:59	23:59:59	DNF	DNF	DNF
Ian	Diack	7	M	Snr	MS01439G	23:59:59	DNF	DNF	DNF	00:22:41	15	13	00:01:53	23:59:59	DNF	DNF	DNF	23:59:59	23:59:59	DNF	DNF	DNF
Stevie	Andrews	55	M	Snr	N/A	23:59:59	DNF	DNF	DNF	23:59:59	DNF	DNF	23:59:59	23:59:59	DNF	DNF	DNF	23:59:59	23:59:59	DNF	DNF	DNF
Paul	Arkless	48	M	Snr	07884	23:59:59	DNF	DNF	DNF	23:59:59	DNF	DNF	23:59:59	23:59:59	DNF	DNF	DNF	23:59:59	23:59:59	DNF	DNF	DNF
Mckinnon	Stewart	26	M	Snr	MS00759E	23:59:59	DNF	DNF	DNF	00:27:35	1	41	00:03:34	23:59:59	DNF	DNF	DNF	23:59:59	23:59:59	DNF	DNF	DNF
Pete	Fox	35	M	Snr	N/A	23:59:59	DNF	DNF	DNF	23:59:59	DNF	DNF	23:59:59	23:59:59	DNF	DNF	DNF	23:59:59	23:59:59	DNF	DNF	DNF
Chris	Holmes	105	M	Snr	N/A	23:59:59	DNF	DNF	DNF	23:59:59	DNF	DNF	23:59:59	23:59:59	DNF	DNF	DNF	23:59:59	23:59:59	DNF	DNF	DNF
Stan	Stewart	17	M	Snr	MS01279G	23:59:59	DNF	DNF	DNF	23:59:59	DNF	DNF	23:59:59	23:59:59	DNF	DNF	DNF	23:59:59	23:59:59	DNF	DNF	DNF
Bud	Johnston	110	M	Vet	MV00799H	23:59:59	DNF	DNF	DNF	23:59:59	DNF	DNF	23:59:59	23:59:59	DNF	DNF	DNF	23:59:59	23:59:59	DNF	DNF	DNF
Douglas	Sword	31	M	Snr	N/A	23:59:59	DNF	DNF	DNF	23:59:59	DNF	DNF	23:59:59	23:59:59	DNF	DNF	DNF	23:59:59	23:59:59	DNF	DNF	DNF
Martin	Brown	42	M	Snr	N/A	23:59:59	DNF	DNF	DNF	00:31:37	4	60	00:04:02	23:59:59	DNF	DNF	DNF	23:59:59	23:59:59	DNF	DNF	DNF
Christopher	Mccrory	45	M	Snr	MS01059E	23:59:59	DNF	DNF	DNF	23:59:59	DNF	DNF	23:59:59	23:59:59	DNF	DNF	DNF	23:59:59	23:59:59	DNF	DNF	DNF
Trevor	Woods	58	M	Snr	N/A	23:59:59	DNF	DNF	DNF	00:21:28	8	7	00:01:54	23:59:59	DNF	DNF	DNF	23:59:59	23:59:59	DNF	DNF	DNF
Stephen	Walton	133	M	Sup. Vet	MSV0129J	23:59:59	DNF	DNF	DNF	23:59:59	DNF	DNF	23:59:59	23:59:59	DNF	DNF	DNF	23:59:59	23:59:59	DNF	DNF	DNF
Alistair	Paterson	135	M	Sup. Vet	MSV0269J	23:59:59	DNF	DNF	DNF	23:59:59	DNF	DNF	23:59:59	23:59:59	DNF	DNF	DNF	23:59:59	23:59:59	DNF	DNF	DNF
Ann	Kearney	177	F	Vet	N/A	23:59:59	DNF	DNF	DNF	23:59:59	DNF	DNF	23:59:59	23:59:59	DNF	DNF	DNF	23:59:59	23:59:59	DNF	DNF	DNF
Thomas	Mcdougal	19	M	Snr	MS00279E	23:59:59	DNF	DNF	DNF	23:59:59	DNF	DNF	23:59:59	23:59:59	DNF	DNF	DNF	23:59:59	23:59:59	DNF	DNF	DNF
Philip	Cheek	83	M	Sup. Vet	N/A	23:59:59	DNF	DNF	DNF	23:59:59	DNF	DNF	23:59:59	23:59:59	DNF	DNF	DNF	23:59:59	23:59:59	DNF	DNF	DNF



Standard Top3

Position	STA	Category	Triathlete	Sex	Forenames	Surname	Club Name	Race Time
1		Snr		F	Steph	Forrester	Tri-uk Inc	01:56:12
2		Snr		F	Fiona	Lothian	East Fife Triathlon Club	02:02:30
3		Snr		F	Suzie	Craig	Ayrodynamic Triathlon Club/sco	02:03:04
1		Vet		F	Joyce	Mark	None	02:09:41
2		Vet		F	Penny	Rother	Midlothian Race Team/scotland	02:13:46
3		Vet		F	Mary-rose	Cross	East Fife Triathlon Club	02:22:56
1		Jnr 2		M	Duncan	Mckerracher	Lomond Triathletes	01:53:19
2		Jnr 2		M	Fraser	Cartmell	Bothy Bikes, Aviemore	02:01:02
1		Snr		M	Jack	Maitland	Mercury Triathlon Club	01:51:05
2		Snr		M	Stephen	Clark	East Fife Triathlon Club	01:51:16
3		Snr		M	Stephen	Smith	Three Peaks Triathletes	01:52:50
1		Super Vet		M	Philip	Morrison	Wellington Tri And Multisport,	02:12:59
2		Super Vet		M	Peter	Hunt	Stirling Triathlon Club	02:15:07
3		Super Vet		M	Alec	Horn	Newark Triathlon Club	02:19:49
1		Vet		M	Frank	Mcshane	Lomond Triathletes	01:59:41
2		Vet		M	W Gordon	Mcperson	Livingston And Dist Aac	02:01:53
3		Vet		M	Aiden	Ocallaghan	Ireland	02:02:32
1		Vintage		M	Arnott	Kidd	Edinburgh Triathletes	02:45:57





Sprint

Race		Overall				Swim				Bike				Run									
Forenames	Surname	Number	Sex	Cat	STA Number	Time	All	Sex	Cat	Time	All	Sex	Cat	Transitio	Time	All	Sex	Cat	Transitic	Time	All	Sex	Cat
Graham	Forsyth	211	M	Snr	MS00719G	01:33:46	47	38	25	00:25:00	58	43	29	00:05:00	00:19:45	2	2	00:00:33	00:43:28	55	41	28	
Siobhan	Crawford	276	F	Snr	N/A	01:35:31	48	10	9	00:16:08	33	7	6	00:04:16	00:40:48	47	10	00:01:12	00:33:07	52	13	10	
Derek	Ramage	207	M	Snr	N/A	01:35:46	49	39	26	00:18:47	50	39	26	00:04:59	00:48:10	52	39	00:00:43	00:23:07	38	32	22	
Lyn	Corrie	292	F	Vintage	N/A	01:42:02	50	11	1	00:23:54	56	14	1	00:04:43	00:45:28	51	13	00:00:34	00:27:23	48	9	1	
Barbara	Brown	293	F	Vet	FV00189I	01:43:31	51	12	2	00:23:45	55	13	2	00:05:30	00:45:08	50	12	00:01:16	00:27:52	49	10	2	
Bruce	Kidd	212	M	Snr	MS00929G	01:45:39	52	40	27	00:20:20	54	42	28	00:06:48	00:50:06	54	40	00:01:11	00:27:14	47	39	26	
Janet	Dalitz	280	F	Snr	FSV0019J	01:50:47	53	13	10	00:24:36	57	15	11	00:05:26	00:49:14	53	14	00:00:27	00:31:04	51	12	9	
Caroline	Hunter	284	F	Snr	N/A	01:56:29	54	14	11	00:19:30	53	12	10	00:04:38	00:57:21	55	15	00:00:44	00:34:16	53	14	11	
Sandy	Jackson	238	M	Snr	N/A	02:08:19	55	41	28	00:19:20	52	41	27	00:05:08	01:20:18	56	41	00:00:47	00:22:46	33	28	19	
Eddie	Turnbull	255	M	Vet	N/A	23:59:59	DNF	DNF	DNF	23:59:59	DNF	DNF	DNF	23:59:59	23:59:59	DNF	DNF	23:59:59	23:59:59	DNF	DNF	DNF	
Nick	Crolla	244	M	Vet	N/A	23:59:59	DNF	DNF	DNF	00:13:52	9	7	3	23:59:59	23:59:59	DNF	DNF	23:59:59	23:59:59	DNF	DNF	DNF	
Jock	Mccraw	262	M	Sup. Vet	N/A	23:59:59	DNF	DNF	DNF	23:59:59	DNF	DNF	DNF	23:59:59	23:59:59	DNF	DNF	23:59:59	23:59:59	DNF	DNF	DNF	
Roger	Kerr	261	M	Sup. Vet	MSV0239J	23:59:59	DNF	DNF	DNF	23:59:59	DNF	DNF	DNF	23:59:59	23:59:59	DNF	DNF	23:59:59	23:59:59	DNF	DNF	DNF	
Jamie	Farquhars	271	F	Snr	N/A	23:59:59	DNF	DNF	DNF	23:59:59	DNF	DNF	DNF	23:59:59	23:59:59	DNF	DNF	23:59:59	23:59:59	DNF	DNF	DNF	
Eric	Mcleod	228	M	Snr	N/A	23:59:59	DNF	DNF	DNF	23:59:59	DNF	DNF	DNF	23:59:59	23:59:59	DNF	DNF	23:59:59	23:59:59	DNF	DNF	DNF	
Lorna	Rice	279	F	Snr	FS00349F	23:59:59	DNF	DNF	DNF	23:59:59	DNF	DNF	DNF	23:59:59	23:59:59	DNF	DNF	23:59:59	23:59:59	DNF	DNF	DNF	
Michael	Mckay	231	M	Snr	N/A	23:59:59	DNF	DNF	DNF	23:59:59	DNF	DNF	DNF	23:59:59	23:59:59	DNF	DNF	23:59:59	23:59:59	DNF	DNF	DNF	
Stewart	Mackay	215	M	Snr	N/A	23:59:59	DNF	DNF	DNF	23:59:59	DNF	DNF	DNF	23:59:59	23:59:59	DNF	DNF	23:59:59	23:59:59	DNF	DNF	DNF	
Scott	Black	232	M	Snr	N/A	23:59:59	DNF	DNF	DNF	23:59:59	DNF	DNF	DNF	23:59:59	23:59:59	DNF	DNF	23:59:59	23:59:59	DNF	DNF	DNF	
Darren	Hack	225	M	Snr	N/A	23:59:59	DNF	DNF	DNF	23:59:59	DNF	DNF	DNF	23:59:59	23:59:59	DNF	DNF	23:59:59	23:59:59	DNF	DNF	DNF	
Charlie	Parry	213	M	Snr	N/A	23:59:59	DNF	DNF	DNF	23:59:59	DNF	DNF	DNF	23:59:59	23:59:59	DNF	DNF	23:59:59	23:59:59	DNF	DNF	DNF	
Jack	Loudon	227	M	Snr	N/A	23:59:59	DNF	DNF	DNF	23:59:59	DNF	DNF	DNF	23:59:59	23:59:59	DNF	DNF	23:59:59	23:59:59	DNF	DNF	DNF	
Helen	Wilcox	272	F	Jnr 2	N/A	23:59:59	DNF	DNF	DNF	00:13:37	7	1	1	00:02:31	00:36:05	25	2	00:00:56	23:59:59	DNF	DNF	DNF	
John	Gibson	217	M	Snr	MS01229F	23:59:59	DNF	DNF	DNF	00:16:26	35	28	20	00:04:12	23:59:59	DNF	DNF	23:59:59	23:59:59	DNF	DNF	DNF	
Malcolm	Ward	219	M	Snr	N/A	23:59:59	DNF	DNF	DNF	23:59:59	DNF	DNF	DNF	23:59:59	23:59:59	DNF	DNF	23:59:59	23:59:59	DNF	DNF	DNF	
Steve	Boyd	216	M	Snr	MS01419F	23:59:59	DNF	DNF	DNF	23:59:59	DNF	DNF	DNF	23:59:59	23:59:59	DNF	DNF	23:59:59	23:59:59	DNF	DNF	DNF	
Gregor	Mcintosh	236	M	Snr	N/A	23:59:59	DNF	DNF	DNF	23:59:59	DNF	DNF	DNF	23:59:59	23:59:59	DNF	DNF	23:59:59	23:59:59	DNF	DNF	DNF	
Fraser	Donaldson	203	M	Snr	N/A	23:59:59	DNF	DNF	DNF	23:59:59	DNF	DNF	DNF	23:59:59	23:59:59	DNF	DNF	23:59:59	23:59:59	DNF	DNF	DNF	
Sarah	Black	277	F	Snr	FS00579G	23:59:59	DNF	DNF	DNF	23:59:59	DNF	DNF	DNF	23:59:59	23:59:59	DNF	DNF	23:59:59	23:59:59	DNF	DNF	DNF	



Sprint Top3

Position	STA	Categ	Triathlete	Sex	Forenames	Surname	Club Name	Race Time
1	Snr			F	Hazel	Tiffney	Fleet Feet Triathletes	01:13:48
2	Snr			F	Anna	Forrest	None	01:16:22
3	Snr			F	Wendy	Duigan	None	01:21:15
1	Vet			F	Joyce	Haining	Ayrodynamic Triathlon Club	01:23:00
2	Vet			F	Barbara	Brown	Yeaaba	01:43:31
1	Vintage			F	Lyn	Corrie	East Lothian Triathlon Club	01:42:02
1	Snr			M	Nelly	Shand	N/a	01:02:05
2	Snr			M	John	Dargie	None	01:02:22
3	Snr			M	Niall	Baxter	Capital Triathletes	01:06:59
1	Vet			M	Gary	Martin	Tri-sport Epping	01:07:34
2	Vet			M	Jim	Brown	Ayrodynamic Triathlon Club	01:12:30
3	Vet			M	Iain	Macleod	National Fire Service T.c.	01:13:04

